



X Range of heights - 42U and 47U

X Range of widths - 600mm and 800mm

X Range of depths - 800mm and 1000mm

X Enhanced vertical management in 800 series

X Full width vented front door

X Wardrobe vented rear doors

X Load carrying capacity 400kg

Features

- Range of heights - 42U and 47U
- Range of depths - 800mm and 1000mm
- Full width vented front door
- Load carrying capacity 400kg
- Space saving wardrobe style rear doors
- 1U height marking on 19" mounting profiles
- Open base for maximum cable access
- Range of widths - 600mm and 800mm
- Enhanced vertical management in 800 series
- Wardrobe vented rear doors
- Available from stock
- Quick release doors and side panel
- Adjustable front and rear 19" mounting profiles
- Available assembled or flat pack

Product Overview

The Excel Equipment Series is a range of 19" free standing 800 and 1000mm deep cabinets designed for installation of cabling, networking and server equipment. They are ideal for use across a range of applications including local area networking (LAN) cabling and hardware, plus the housing of security and AV equipment. With a load bearing capacity of 400kg and secure vented front door typical applications include SME and remote office locations where the choice of 800 and 1000mm depths allow the installation of both passive and active equipment such as routers and servers into a single secure rack.

Each cabinet is designed with strength, ease of use and aesthetics in mind. Features such as incremental 1U marking on the mounting profiles, quick release doors and side panels, adjustable front and rear profiles and full access through the base of the cabinet make the product extremely flexible.

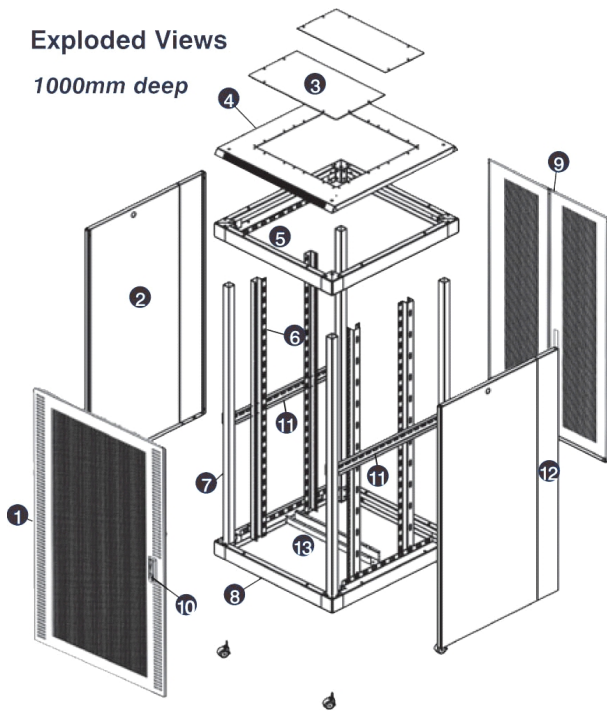
The aesthetically pleasing design is completed with the use of a full width highly vented front door fitted with a swing handle lock. To the rear of the rack are a pair of vented doors, opening in wardrobe style saving space, and allowing quick and easy access. Door hinging can be quickly and easily reversed left to right. The roof panel can be fitted with fan trays and cable entry brush strips. To minimize the weight and size of the removable side panel the cabinets are designed with a two piece side panel. The removable side panel is 595mm deep.

Vertical cable management in the 800mm wide cabinets provides full height channels adjacent to the front mounting profiles. Patch cables can be routed from the channel into patch panels or equipment through the frequently positioned access slots. To complete the aesthetically pleasing look, the channel - and all installed patch cables are covered with a hinged door plate, which is quickly and easily released via a slam latch lock.

A full range of Excel accessories are available to complete cable or equipment installation from cable tray, plinth kits and shelving through to ventilation and power distribution units.

Exploded Views

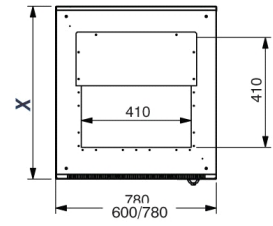
1000mm deep



- 1 Front door
- 2 Side panel
- 3 Roof panel, removable entry plates
- 4 Roof panel
- 5 Upper frame
- 6 Mounting profile
- 7 Corner post
- 8 Lower frame
- 9 Rear door
- 10 Swing lock handle
- 11 Horizontal supporting bars
- 12 Side infill panel
- 13 Strength cross member (1000mm deep only)


Sectional Views

Plan View




800mm deep X = 825mm
1000mm deep X = 1005mm

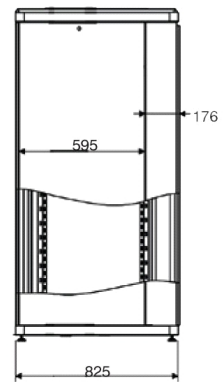
Front View: 600mm wide




Rear View: 600mm wide



Side View: 800mm deep



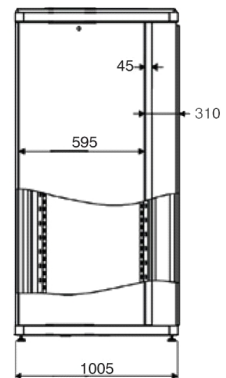
Front View: 800mm wide



Rear View: 800mm wide



Side View: 1000mm deep



All dimensions are shown in mm

Cabinet	Front Door Full Width	Rear Door Wardrobe
42U 600mm wide	73%	46%
42U 800mm wide	77%	58%
47U 600mm wide	72%	45%
47U 800mm wide	76%	57%

Product Specification

Material Thickness

Upper and lower case	1.50mm
Top cover and fan entry plate	1.20mm
19" mounting angles	2.00mm
Front and rear doors	1.20mm
Side panels	1.20mm
Front door frame	1.50mm
Side extension panel	1.00mm

Product Standard Compliance

Manufacturing facility	ISO 9001:2000
19" mounting angles	IEC 60297
Overall cabinet dimensions	IEC 60297
Load carrying capacity	400kg
Paint finish	RAL 9005
Glass door, safety specification	BS3193:1993
Surface treatment	Phosphate Coating

U Size	Width (mm)	Overall Height (mm)	Depth (mm)	Part Number - Assembled	Part Number - Flat Pack
600 Series					
42U	600	2038	1000	540-506-BK	540-506-BK-FP
47U	600	2260	1000	540-509-BK	540-509-BK-FP
800 Series					
42U	800	2038	800	540-507-BK	540-507-BK-FP
47U	800	2260	800	540-510-BK	540-510-BK-FP
42U	800	2038	1000	540-508-BK	540-508-BK-FP
47U	800	2260	1000	540-511-BK	540-511-BK-FP

\$OO HTXLSPHQW FDELQHWV DUH EODFN

1RWH)RU RYHUDOO KHLJKW ZKHQ XVLQJ MDFNLQJ IHHW SOHDVH DGG PP
)RU RYHUDOO KHLJKW ZKHQ XVLQJ FVWRUV SOHDVH DGG PP
)RU RYHUDOO KHLJKW ZKHQ XVLQJ SOLQWK SOHDVH DGG PP DSSUR[LPDWHO

Other heights can be supplied subject to manufacturing lead time and minimum order quantities, please contact your local Excel Sales office. For the range of accessories available for the Equipment Series cabinets, please see the cabinet brochure or visit the online catalogue. Also available are Excel cabling racks, equipment racks, wall mounted cabinets and a full range of power distribution units.

System Warranty

The Excel System Warranty provides a 25-year product and applications assurance of compliance with the industry performance standard appropriate to the class of cabling installed. The warranty may be applied for by an accredited Excel Partner who has designed, supplied and installed the said system.

Excel is a world-class premium performing end-to-end infrastructure solution - designed, manufactured, supported and delivered - without compromise.

Contact us at sales@excel-networking.com